

This article was downloaded by:

On: 25 January 2011

Access details: *Access Details: Free Access*

Publisher *Taylor & Francis*

Informa Ltd Registered in England and Wales Registered Number: 1072954 Registered office: Mortimer House, 37-41 Mortimer Street, London W1T 3JH, UK



## Nucleosides, Nucleotides and Nucleic Acids

Publication details, including instructions for authors and subscription information:

<http://www.informaworld.com/smpp/title~content=t713597286>

## Hairpin Mimics with Phenanthroline- and Bipyridine-Derived Linkers

Gapian Bianké<sup>a</sup>; Robert Häner<sup>a</sup>

<sup>a</sup> Department of Chemistry, Biochemistry, University of Bern, Bern, Switzerland

**To cite this Article** Bianké, Gapián and Häner, Robert(2007) 'Hairpin Mimics with Phenanthroline- and Bipyridine-Derived Linkers', *Nucleosides, Nucleotides and Nucleic Acids*, 26: 8, 949 — 952

**To link to this Article:** DOI: 10.1080/15257770701508026

**URL:** <http://dx.doi.org/10.1080/15257770701508026>

PLEASE SCROLL DOWN FOR ARTICLE

Full terms and conditions of use: <http://www.informaworld.com/terms-and-conditions-of-access.pdf>

This article may be used for research, teaching and private study purposes. Any substantial or systematic reproduction, re-distribution, re-selling, loan or sub-licensing, systematic supply or distribution in any form to anyone is expressly forbidden.

The publisher does not give any warranty express or implied or make any representation that the contents will be complete or accurate or up to date. The accuracy of any instructions, formulae and drug doses should be independently verified with primary sources. The publisher shall not be liable for any loss, actions, claims, proceedings, demand or costs or damages whatsoever or howsoever caused arising directly or indirectly in connection with or arising out of the use of this material.

## HAIRPIN MIMICS WITH PHENANTHROLINE- AND BIPYRIDINE-DERIVED LINKERS

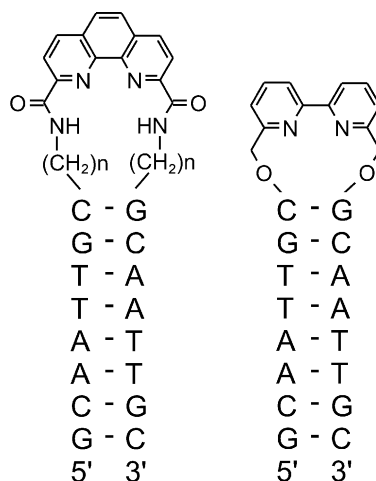
**Gapian Bianké and Robert Häner** □ *Department of Chemistry and Biochemistry, University of Bern, Bern, Switzerland*

□ *The synthesis and structural stabilities of modified oligonucleotide hairpins containing phenanthroline- and bipyridine-modified loops is reported. Phenanthroline (phen) and bipyridine (bipy) building blocks were synthesized, incorporated into DNA-oligonucleotides, and analyzed by thermal denaturation experiments. The so modified oligomers were found to form stable hairpin structures.  $T_m$  values were not affected by divalent transition metals.*

**Keywords** oligonucleotide hairpins; phenanthroline; bipyridine; thermal denaturation.

Metal-coordinating oligonucleotide conjugates combine the ability of sequence specific DNA or RNA recognition with the function of metal coordination through appropriate ligands. This class of bioconjugates is actively investigated due to their importance in the field of artificial nucleases,<sup>[1–3]</sup> the self assembly of metals arrays,<sup>[4,5]</sup> electron transfer,<sup>[6,7]</sup> and as sequence specific probes and sensors.<sup>[8–10]</sup> We have endeavored in the design, synthesis, and structural investigation of metal-coordinating DNA hairpin mimics. The hairpin is a secondary structural motif of nucleic acid which is most commonly found in all biological systems.<sup>[11]</sup> Due to its important role in the structural and functional behavior of nucleic acid, it has been the subject of numerous studies. Thus, several nonnucleosidic scaffolds such as oligo ethylene glycol linkers,<sup>[12]</sup> phenanthrene,<sup>[13]</sup> stilbene, naphthalene, and diphenylacetylene<sup>[14]</sup> have been reported as loop replacements in DNA hairpins, as well as metal-bridged<sup>15</sup> hairpins and metallo-salen<sup>[16]</sup> derived DNA hairpins. Metal coordinating ligands as loop replacements offer the possibility of metal-coordination in addition to serving as a structural scaffold. Previously, we have reported that the replacement of terpyridine in DNA loop shows a strong improvement of hairpin stability in the absence of metal in comparison to the dT<sub>4</sub>- and dA<sub>4</sub>-loop.<sup>[17]</sup> We extended this work

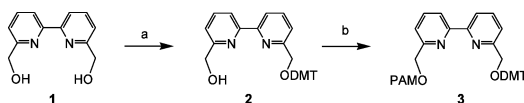
Address correspondence to Robert Häner, Department of Chemistry and Biochemistry, University of Bern, Freiestrasse 3, CH-3012 Bern, Switzerland. E-mail: robert.haener@ioc.unibe.ch



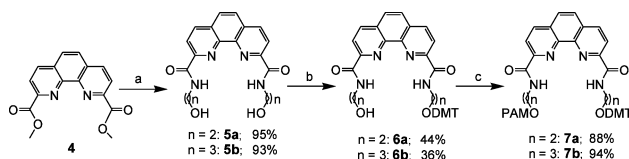
**FIGURE 1** Illustration of phenanthroline- and bipyridine-modified hairpin structures.

to different oligopyridine ligands that are known to bind to transition metal ions. Here, we report the synthesis and properties of a bipyridine and a phenanthroline based metal-coordinating hairpin mimic (Figure 1).

Following the known synthesis of bipyridine derivatives,<sup>[18,19]</sup> 6,6'-bis(hydroxymethyl)-[2,2']-bipyridine (**1**) was prepared. Mono-protected compound **2** was obtained after reaction of **1** with 4,4'-dimethoxytrityl chloride (DMT-Cl). Compound **2** was further converted into the corresponding phosphoramidite **3** by conventional phosphitylation (Scheme 1). The dimethyl ester of [1,10]phenanthroline derivative **4** was synthesized according to the described procedures.<sup>[20,21]</sup> Amides **5a** and **5b**, containing a 2- and 3-carbon linker were obtained by reaction of **4** with 2-aminoethanol



**SCHEME 1** (a) 4,4'-Dimethoxytrityl chloride, pyridine, r.t. 24 hours; (b) (iPr<sub>2</sub>N)<sub>2</sub>P(OCH<sub>2</sub>CH<sub>2</sub>CN), N,N-diisopropylammonium 1H-tetrazolide, CH<sub>2</sub>Cl<sub>2</sub>, r.t. 1 h. DMT: 4,4'-dimethoxytrityl; PAM: *N,N'*-diisopropyl-2-cyanoethyl phosphoramidite.



**SCHEME 2** (a) 2-Aminoethanol (or 3-aminopropanol), reflux, 1 hour; (b) 4,4'-dimethoxytrityl chloride, pyridine, r.t. overnight; (c) (iPr<sub>2</sub>N)<sub>2</sub>P(OCH<sub>2</sub>CH<sub>2</sub>CN), N,N-diisopropylammonium 1H-tetrazolide, CH<sub>2</sub>Cl<sub>2</sub>, r.t. 90 minutes.

**TABLE 1** Phenanthroline- and bipyridine-containing hairpins **8–10** and control oligonucleotides **11–13** used in this study and  $T_m$  values obtained by thermal denaturation experiments. Conditions: 1.5  $\mu\text{M}$  oligomer concentration, 10 mM phosphate buffer, 100 mM NaCl, pH = 7.5; temperature gradient: 0.5°C/minute. Melting temperatures were determined from the maximum of the first derivative of the melting curve ( $A_{260}$  against temperature); exptl. error  $\pm 0.5^\circ\text{C}$ . Abbreviations (C2) and (C3) refer to  $(\text{CH}_2)_2$ - and  $(\text{CH}_2)_3$ -linkers, respectively.

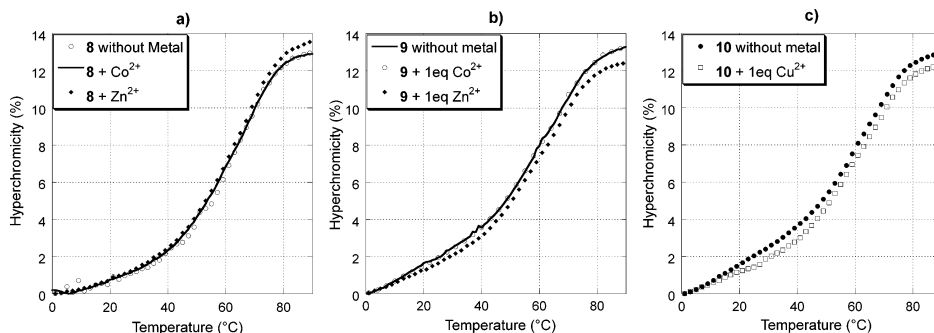
Oligomers	Sequences	$T_m$ ( $^\circ\text{C}$ )			
		(–)	Co(II)	Zn(II)	Cu(II)
8	5'-GCAATTGC-phen(C2)-GCAATTGC-3'	64.0	65.4	64.5	— <sup>a</sup>
9	5'-GCAATTGC-phen(C3)-GCAATTGC-3'	63.0	62.7	63.5	— <sup>a</sup>
10	5'-GCAATTGC-bipy-GCAATTGC-3'	62.1	— <sup>a</sup>	— <sup>a</sup>	63.0
11	5'-GCAATTGC-3'	29.0	— <sup>a</sup>	— <sup>a</sup>	— <sup>a</sup>
12	5'-GCAATTGC-AAAA-GCAATTGC-3'	73.6	— <sup>a</sup>	— <sup>a</sup>	— <sup>a</sup>
13	5'-GCAATTGC-TTTT-GCAATTGC-3'	74.6	74.4	74.6	74.8

<sup>a</sup> Values not determined.

and 3-aminopropanol, respectively. Mono-protection of **5a** and **5b** with DMT-Cl afforded the corresponding compounds **6a** and **6b** which were further transformed into desired phenanthroline phosphoramidites **7a** and **7b** (Scheme 2).

The syntheses of the phenanthroline- and bipyridine-modified oligomers **8**, **9**, and **10** were performed by automated oligonucleotide synthesis (Table 1). Oligonucleotides **11**, **12**, and **13** were prepared for control purposes.

The stability of the oligonucleotides in the presence and absence of different metals was analysed by thermal denaturation experiments. The  $T_m$  (melting temperature) values obtained are shown in Table 1.  $T_m$  values were independent of the oligomer concentration (0.5–5  $\mu\text{M}$ ) demonstrating that the observed process is monomolecular (data not shown). The phenanthroline-modified hairpins **8** and **9** as well as the bipyridine-modified



**FIGURE 2** Influence of different metals on the thermal denaturation curves of the phenanthroline-modified hairpins **8** (a) and **9** (b) as well as the bipyridine-modified hairpin **10** (c). Conditions: 1.5  $\mu\text{M}$  oligomer concentration, 10 mM  $\text{NaH}_2\text{PO}_4$ , 100 mM NaCl, pH = 7.5.

hairpin **10** had lower Tm's (64.0, 63.0, and 62.1°C, respectively) than the corresponding dA<sub>4</sub>- or dT<sub>4</sub>-hairpins in the absence of polyvalent cations. This is in contrast to previous reports,<sup>[12–14]</sup> for which generally a substantial increase in the Tm was observed. Most importantly, no change in the Tm-values was observed with phenanthroline- and bipyridine-modified hairpins upon addition of metals, such as Co(II), Zn(II) or Cu(II) as shown in Figure 2.<sup>[22]</sup>

## CONCLUSIONS

Phenanthroline and bipyridine phosphoramidite building blocks were synthesized and incorporated into self complementary oligonucleotides. The so modified oligomers were found to form stable hairpin structures. In comparison to the analogous control hairpins containing either a dA<sub>4</sub>- or dT<sub>4</sub>-hairpin loop, all modified structures were found to be less stable. Moreover, the hairpin mimics were not sensitive to the presence of divalent metals, i.e., Co(II) or Zn(II) in the case of the phenanthroline- and Cu(II) in the case of the bipyridine-modified hairpin.

## REFERENCES

1. Dreyer, G.B.; Dervan, P.B. *Proc.Natl. Acad.Sci. USA* **1985**, 82, 968.
2. Dubey, I.; Pratiel G.; Robert, A.; Meunier, B. *Nucleosides, Nucleotides, Nucleic Acids* **2001**, 20, 1463.
3. Häner, R.; Hall, J. *Antisense & Nucleic Acid Drug Dev.* **1997**, 7, 423.
4. Zhang, L.; Meggers, E. *J. Am. Chem. Soc.* **2005**, 127, 74.
5. Tanaka, K.; Tengeji, A.; Kato, T.; Toyama N.; Shionoya, M. *Science* **2003**, 299, 1212.
6. Meggers, E.; Kusch, D.; Giese, B. *Helv. Chim. Acta* **1997**, 80, 640.
7. Ortmans, I.; Content, S.; Boutonnet, N.; Kirsch-De Mesmaeker, A.; Bannwarth, W.; Constant, J.F.; Defrancq, E.; Lhomme, J. *Chem. Eur. J.* **1999**, 5, 2712.
8. Dandliker, P.J.; Holmlin, R.E.; Barton J.K. *Science* **1997**, 275, 1465.
9. Wiederholt, K.; McLaughlin, L.W. *Nucl. Acids Res.* **1999**, 27, 2487.
10. Horsey, I.; Krishnan-Ghosh, Y.; Balasubramanian S. *Chem. Commun.* **2002**, 1950.
11. Batey, R.T.; Rambo, R.P.; Doudna, J.A. *Angew. Chem. Int. Ed Engl.* **1999**, 38, 2326–2343.
12. Durand, M.; Chevre, K.; Chassignol, M.; Thuong, N.T.; Maurizot, J.C. *Nucl. Acids Res.* **1990**, 18, 6353–6359.
13. Stutz, A.; Langenegger, S.M.; Häner, R.; *Helv. Chim. Acta* **2003**, 86, 3156–3163.
14. Lewis, F.D.; Letsinger, R.L.; Wasielewski, M.R. *Acc. Chem. Res.* **2001**, 34, 159.
15. Lewis, F.D.; Helvoigt, S.A.; Letsinger, R.L. *Chem. Commun.* **1999**, 327–328.
16. Czapinski, J.L.; Sheppard, T.L.; *Chem. Bio. Chem.* **2004**, 5, 127–129.
17. Bianké, G.; Häner R. *ChemBioChem* **2004**, 5, 1063–1068.
18. Newkome, G. R.; Puckett, W.E.; Kiefer, G.E.; Gupta, V.D.; Xia, Y.; Coreil, M.; Hackney, M.A. *J. Org. Chem.* **1982**, 47, 4116.
19. Simpson, A.; Vinciguerra, A.; Quagliano, J.V. *Inorg. Chem.* **1963**, 2, 282.
20. Chandler, C.J.; Deady, L.W.; Reiss, J.A. *J. Heterocyclic Chem.* **1981**, 18, 599.
21. Newkome, G.R.; Kiefer, G.E.; Puckett, W.E.; Vreeland, T. *J. Org. Chem.* **1983**, 48, 5112.
22. The addition of excess [1,10]phenanthroline or [2,2']-bipyridine to the solutions of the respective modified oligomers did not result in a change of the melting behaviour.